

# Meeting of the RTA Board of Directors

December 14, 2023

Welcome! Meeting Starts at 9 a.m.

Meeting Agenda: [rtachicago.org](https://rtachicago.org)



# 1. Call to order

# **Pledge of allegiance**



---

# RTA Board of Directors meeting

- Roll call
- Approval of minutes



## 4. Public comment



# 5. Executive Director's report





# Legislative update



# 2024 Regional Operating Budget and Five-year Capital Program

**Proposed 2024 Operating Budget,  
Two-Year Financial Plan,  
and Five-Year Capital Program**

Northeastern Illinois  
December 2023





# Today's agenda



# 6. Information items



# 6a. Update on the activities of the RTA Transit Access Citizens' Advisory Board





# **6b. Presentation of the Semi- Annual Project Management Oversight report**





# PMO Program

- RTA Requirement
- Project Implementation and Delivery
- Transparency
- RTA website and RTAMS



---

# State project life cycle



# PMO Projects

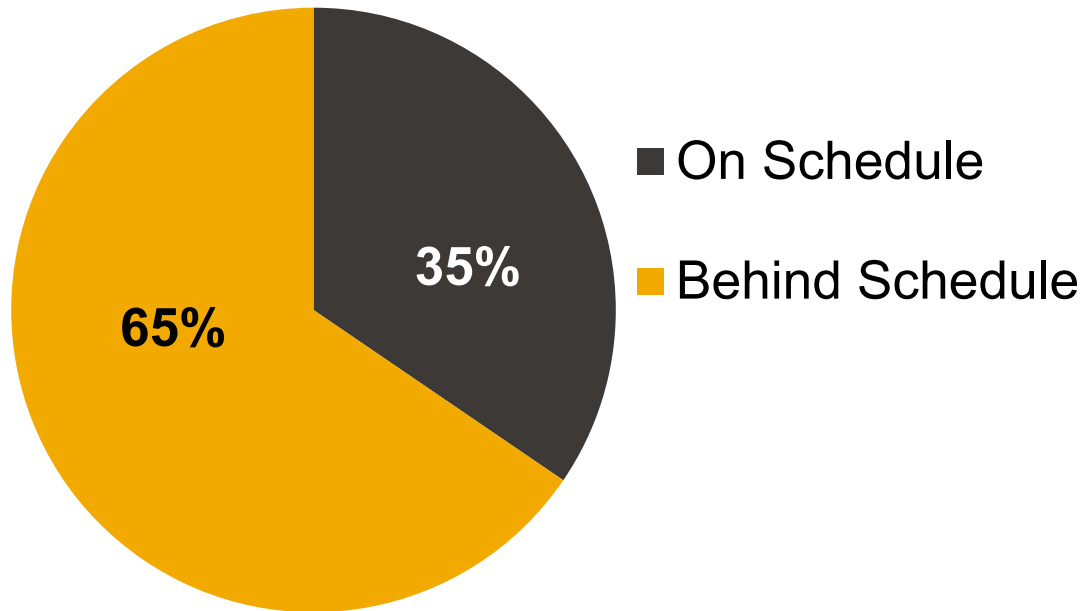
Projects	Budget (\$ million)	Total Number of Projects
State Funded	\$3,883.5	84
\$10M or More	\$3,800.3	28
Total Projects	\$7,683.8	112

## State funded program expenditures

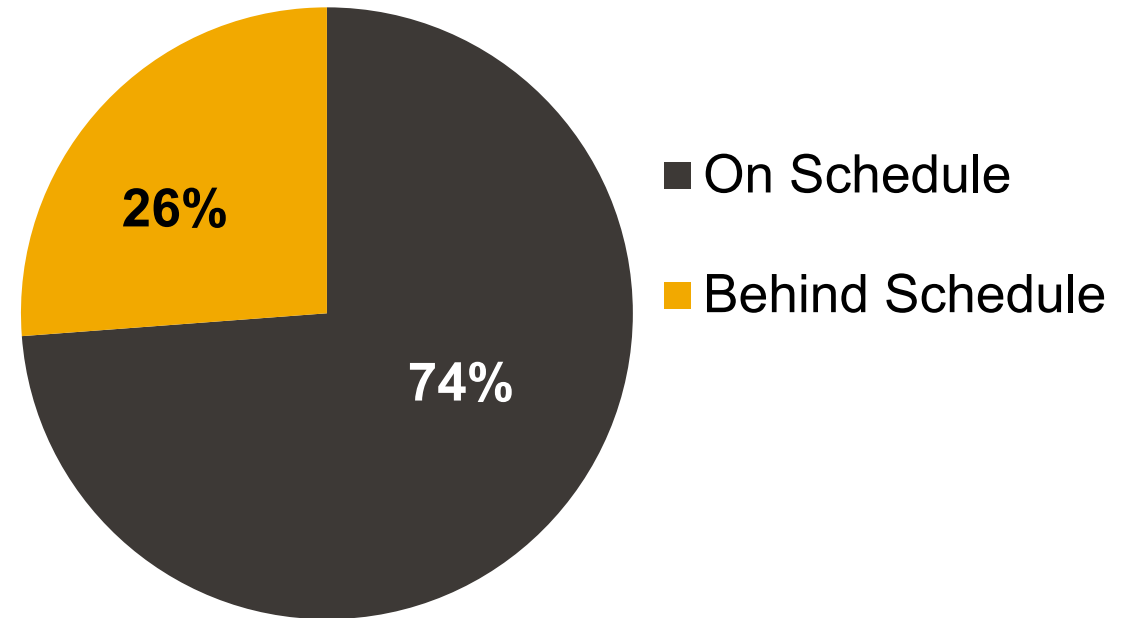
Funding Source	Total Awarded (\$ million)	Expended (\$ million)
Rebuild Illinois	\$2,600.0	\$602.1
PAYGO	\$908.0	\$544.5

# Project schedule performance

## Preliminary Schedule



## Project Implementation Schedule



# Project highlights - CTA

## Phase I – Forest Park Branch Blue Line Rebuild

- Track Replacement
- Addition of elevator at Racine
- New Morgan substation
- Hermitage traction power improvements
- Budget \$250M

## Status

- Trackwork rebuild completed on time
- Demolition and underground work at Racine
- Planned completion – April 2025





# Project highlights - Metra

## 147<sup>th</sup> Street – Sibley Station

- Metra Electric Community Initiative
- Accessible station with elevators
- Budget - \$21M

## Status

- Elevator equipment installation
- Platform panels and decorative tile installation
- Planned completion June 2024



# Project highlights - Pace

## South Campus in Markham

- Acceptance Facility
- Office Building
- Bus Operator Training Course
- Budget \$38M

## Status

- Completion of exterior construction
- Interior building work ongoing
- Planned completion September 2024





# Future capital needs

- Rebuild Illinois and PAYGO provided a helpful infusion of funding but it's not enough to address the long-term back log
- Transit is the Answer – annual investment of \$3.5 billion needed over the next 10 years




# Questions?

# **6c. Transit is the Answer update**








# PROJECT UPDATE





---

# Access Pilot

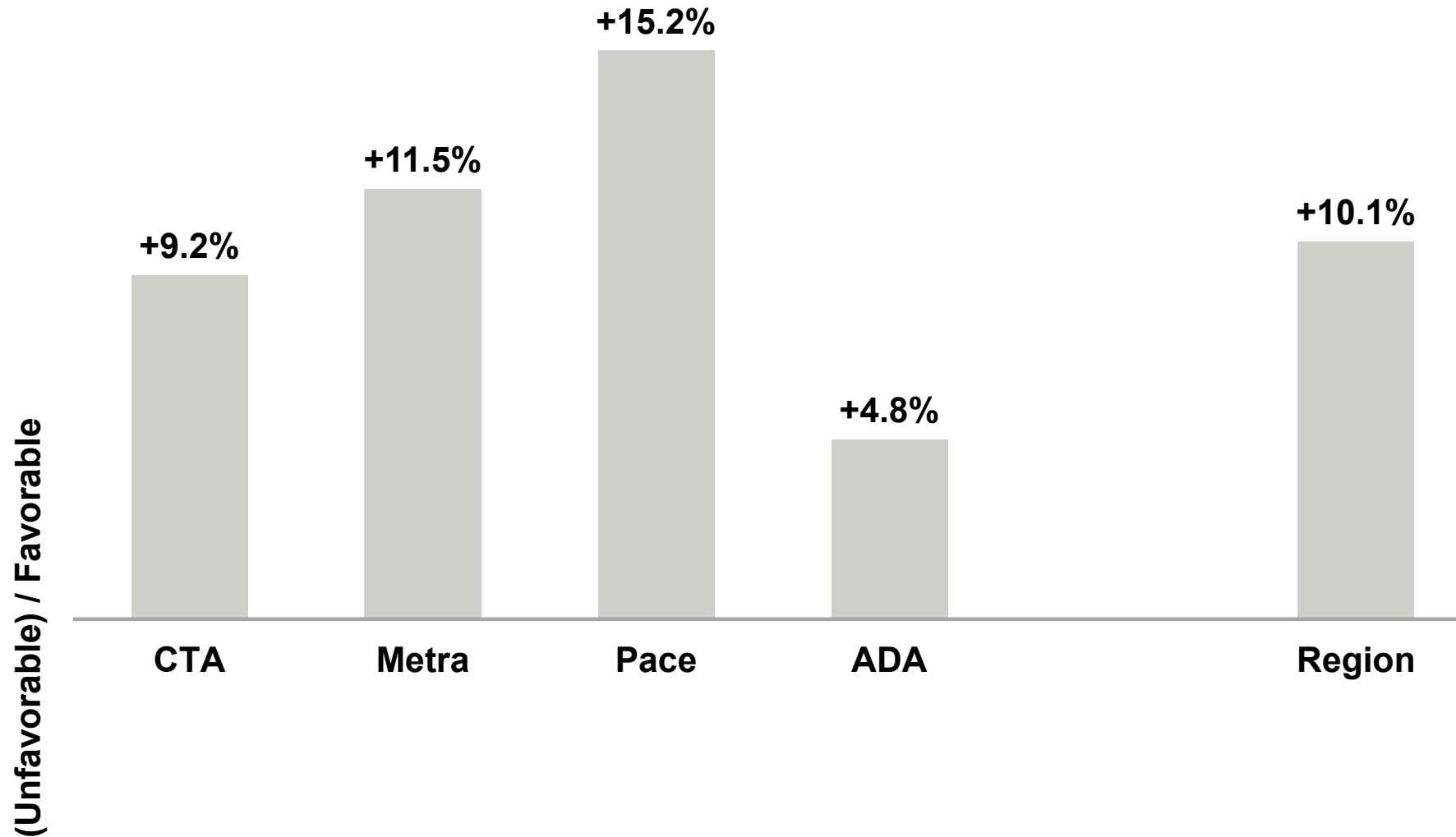
- Income based reduced fare pilot for households receiving SNAP benefits
- Two Intergovernmental Agreements
  - RTA and Cook County
  - RTA and Metra
- 18-month duration
- Cook County funding up to \$6M for administrative costs and lost operating revenue
  - 26% of RTA administrative costs
  - 74% of Metra administrative costs and lost operating revenue
- With more funding, we can expand this pilot to include CTA and Pace riders



**FINANCE**

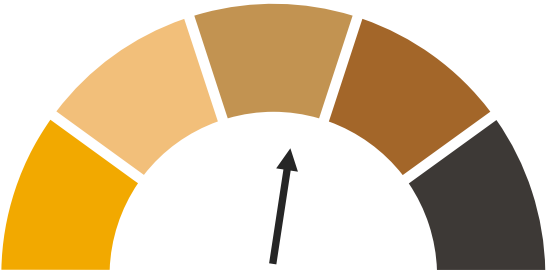
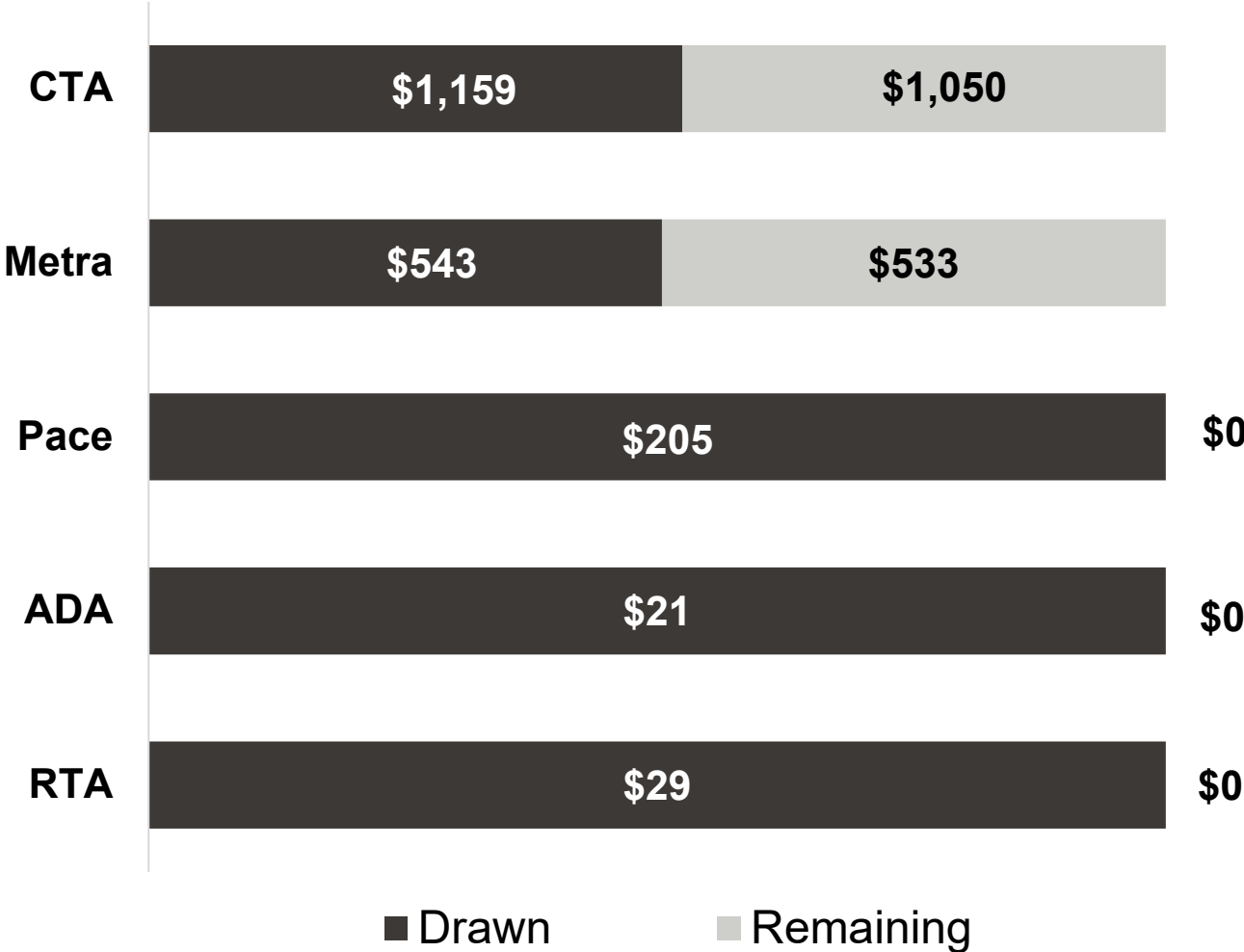


# Operating deficit variances from budget YTD through September





# Relief funding drawn (in millions)




Region Total  
Drawn = 55.3%


\$1.958B  
of  
\$3.540B







**LEGISLATIVE**



**UPDATE**

# RTA Legislative agenda

- 2024 RTA legislative agenda focuses on securing additional funding for transit operations and enhancing delivery of service to improve the rider experience
- Solicited feedback during latest *Transit is the Answer* Coalition meeting, outreach to key partners
- New revenues for enhanced transit
  - Additional funds needed to realize expanded and improved service consistent with regional priorities
  - Stronger emphasis on full funding for free and reduced fares



# LEGISLATIVE

# AGENDA

2024

01

## **Fully fund the region's transit system**

- Raise at least \$730M annually in new operating revenue
- Increase levels of sustainable capital funding to meet transit's infrastructure needs of \$3.5B per year over the next 10 years

03

## **Pursue reforms and efficiencies that will improve transit operations**

- Strengthen regional approach to fare policy
- Build on data-driven capital investment process to advance equity, mobility justice

02

## **Develop a funding structure less reliant on rider fares**

- Eliminate 50% farebox recovery ratio requirement
- Fully fund free and reduced fare programs
- Pilot expansion of reduced fare program to include people experiencing low-incomes

04

## **Work with the State to leverage transit to reduce emissions and advance racial equity**


- Set statewide and regional GHG goals for transportation
- Reform road system user fees (tolls, parking, etc.)
- Provide additional capital funding to accelerate transition to zero-emission bus network



---

# Upcoming legislative session

- Continued outreach to legislators and state partners
  - Over 40 meetings with legislators, caucus staff briefings, additional state partner outreach
  - Scheduling additional briefings
- Important dates:
  - Tuesday, January 16: Session Begins
  - Friday, February 9: Bill introduction deadline
  - Wednesday, February 21: Governor's Budget Address



# 7. Action items

# **7a. Resolutions certifying financial results – Third Quarter 2023**





# **7b. Ordinance Adopting an Amendment of the 2023-2027 Capital Program**



## 2023-2027 Funding changes (in millions)

2023-2027 Capital Program Funding Changes	Current	Change	Proposed
CTA	\$3,201.1	\$0.9	\$3,202.0
Metra	\$2,105.9	\$92.4	\$2,198.2
Pace	\$391.8	\$2.4	\$394.2
<b>2023-2027 Capital Program Total Available</b>	<b>\$5,698.8</b>	<b>\$95.7</b>	<b>\$5,794.4</b>



## 2023-2027 Annual change (in millions)

2023-2027 Capital Program Funding Changes	Original Budget	New Funds	Reprogrammed Funds	Final Budget
CTA	\$2,443.8	\$360.2	\$397.9	\$3,202.0
Metra	\$2,034.7	\$148.5	\$163.5	\$2,198.2
Pace	\$381.7	\$11.3	\$1.3	\$394.1
2023-2027 Capital Program Total Available	\$4,712.1	\$519.5	\$562.8	\$5,794.4

---

## Proposed Ordinances for approval

- Amendment to the 2023-2027 Capital Program

**7c. Ordinance  
Adopting the 2024  
Budgets, 2025-2026  
Financial Plans, and  
2024-2028 Capital  
Programs of the  
Service Boards and  
Authority**



---

# RTA budget hearings

## County Board Presentations

10/31/23	Cook	11/29/23	Lake
11/1/23	McHenry	12/7/23	Will
11/14/23	DuPage	12/12/23	Kane

## RTA Public Hearing

12/7/23      Virtual via Zoom, eight attendees provided testimony

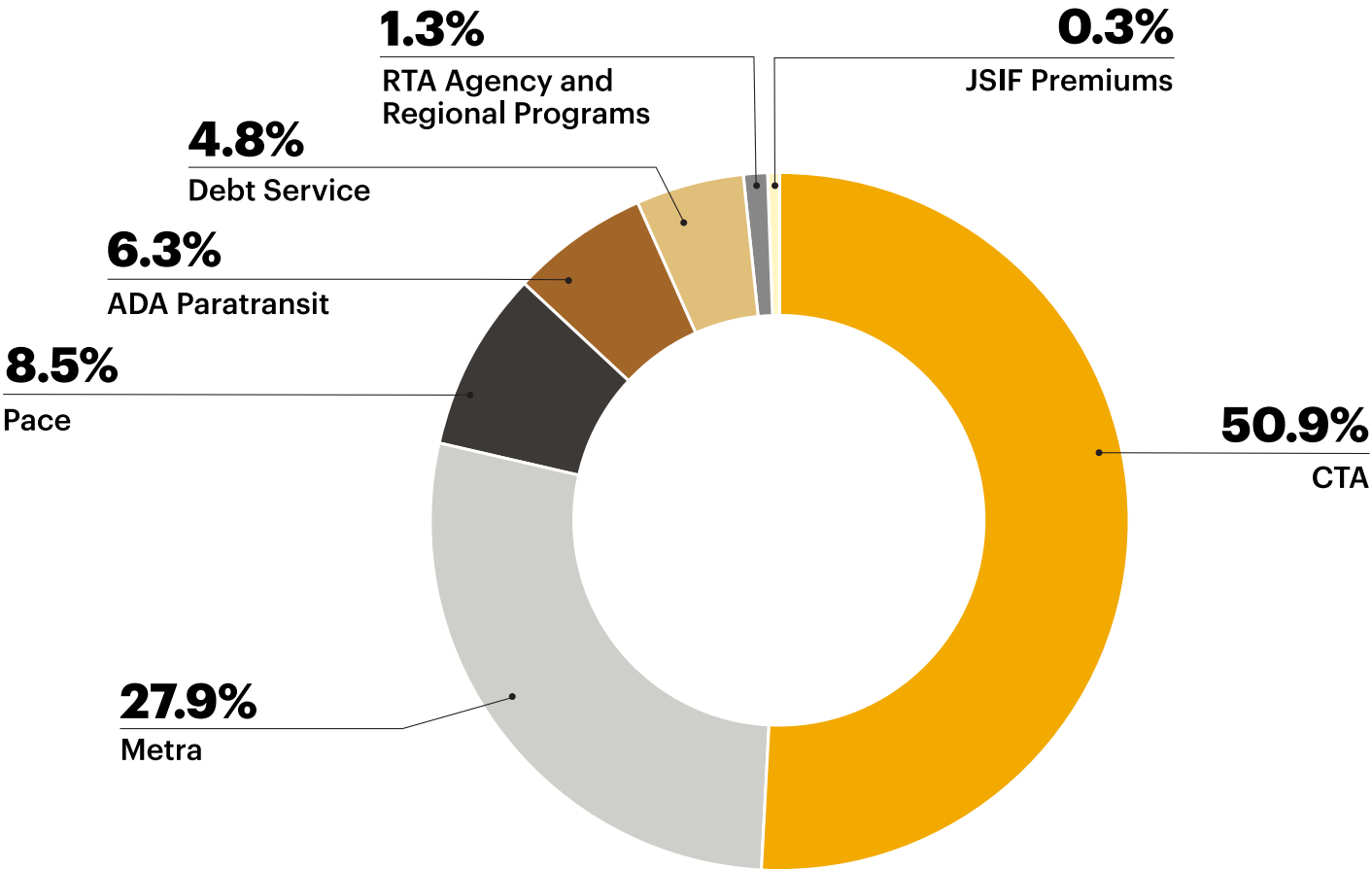




# Regional operating budget

Proposed 2024 regional operating budget: \$3.924 billion

- 9.5% increase over 2023 budget
- 13.3% increase over 2023 estimate



---

# 2024 Service Board budgets, with expected relief funding exhaustion

## **CTA - late 2025**

- Service levels determined by workforce hiring
- No fare adjustments

## **Metra - early 2026**

- Service near Pre-COVID levels
- Major revamp of fare structure to 4 zones

## **Pace Suburban Service - mid 2026**

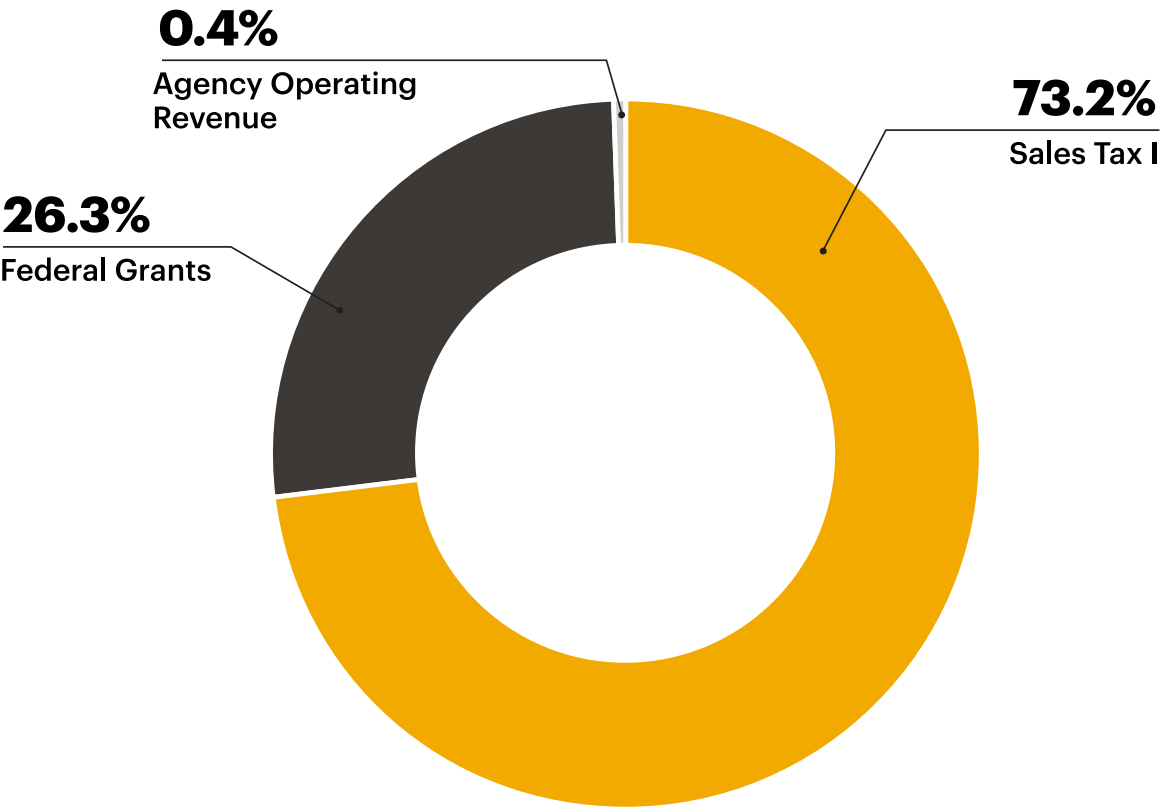
- ART and TNC-based service additions
- No fare adjustments

## **Pace ADA Paratransit**

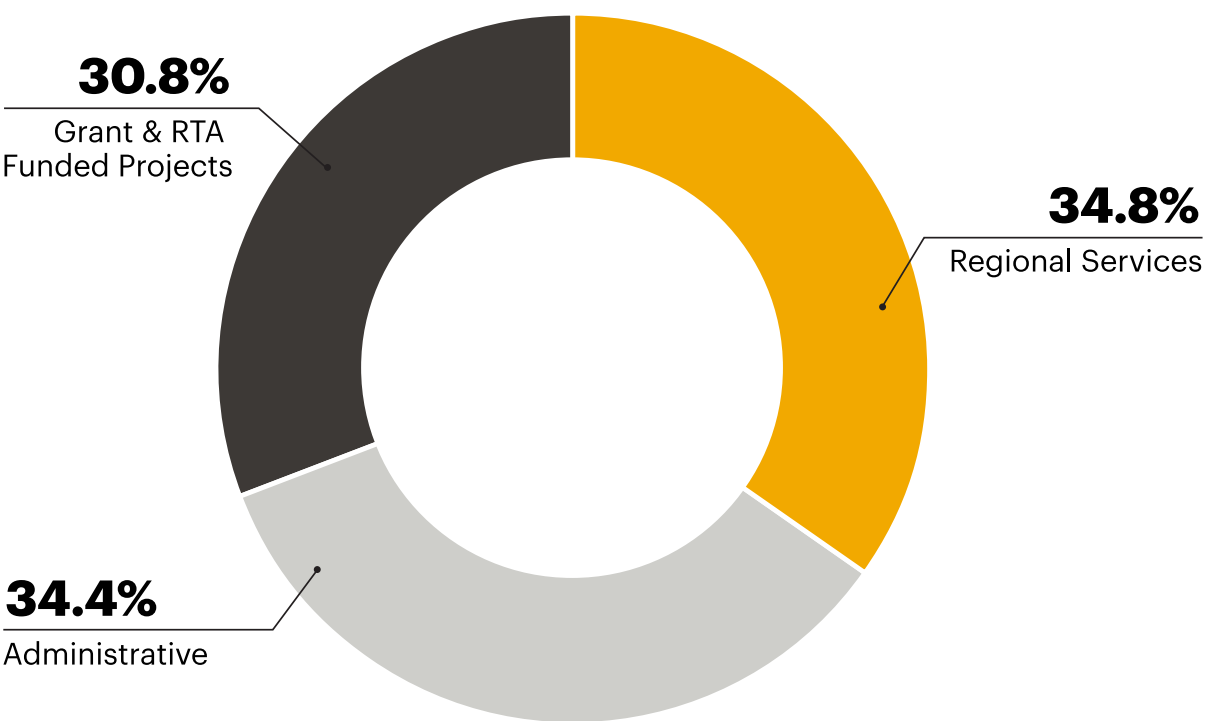
- Expansion of lower cost TNC-based services
- Free fares on Pace fixed routes for ADA Paratransit customers

# 2024 RTA agency budget

Revenues = \$52.5 Million



Expenses = \$52.5 Million



# Recovery ratios

System-Generated Revenue Recovery Ratios	RTA Requirement	2024 As Budgeted	2025 As Planned	2026 As Planned
CTA	42.0%	52.5%	53.5%	54.4%
Metra	39.0%	52.0%	53.4%	51.6%
Pace Suburban Service	17.0%	17.0%	17.0%	17.0%
<b>Region (statutory)*</b>	<b>37.0%</b>	<b>48.2%</b>	<b>49.0%</b>	<b>50.0%</b>
ADA Paratransit	7.5%	7.5%	7.5%	10.0%
<b>Region (excluding relief funding)</b>	<b>---</b>	<b>26.1%</b>	<b>25.7%</b>	<b>23.4%</b>

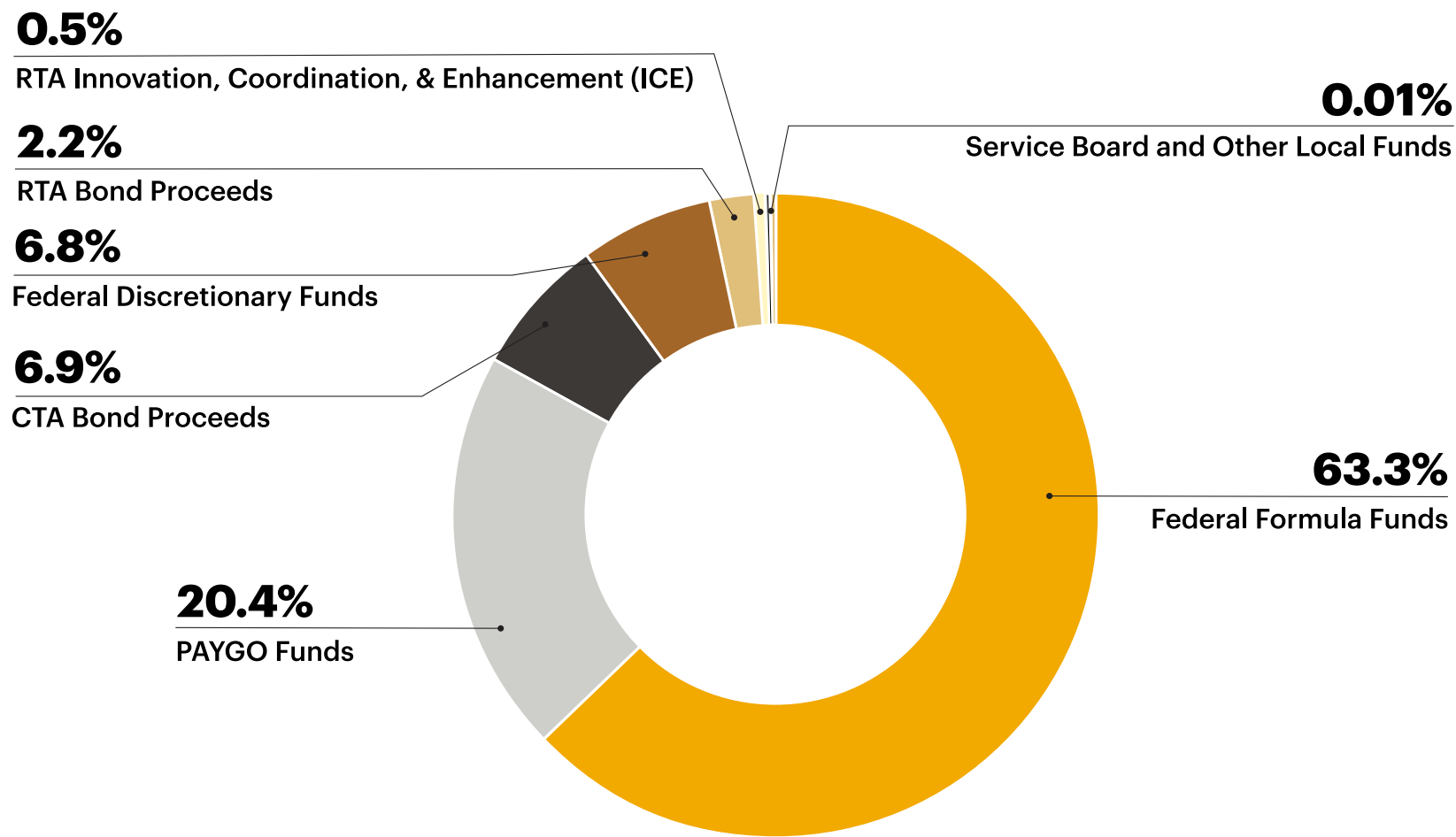
\* Includes non-specific regional level-revenue credit of \$30 million to meet 50% requirement in 2026.



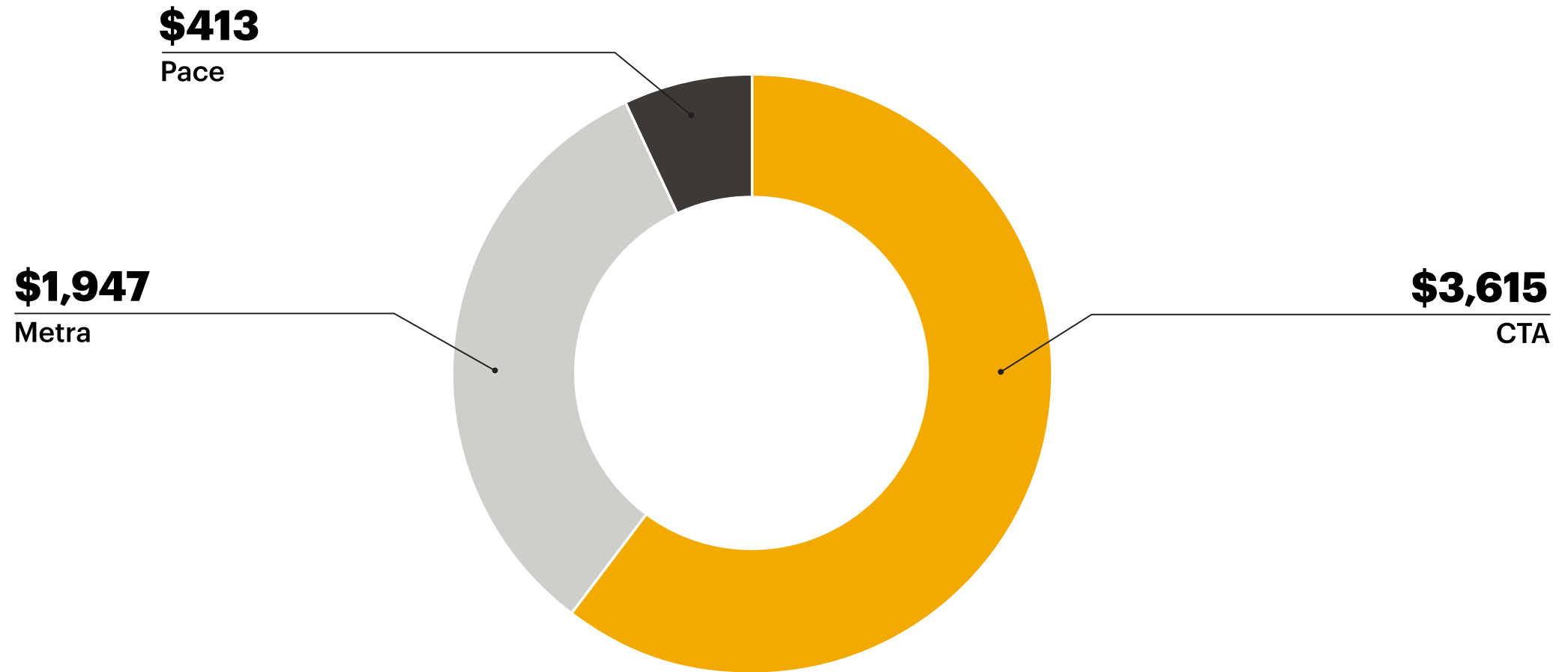
# Capital program



# Proposed 2024-2028 regional capital program funding: \$6 billion



## 2024-2028 Funding by Service Board (dollars in millions)




# Evaluation themes and metrics



## Access to key destinations

The degree to which a project improves regional access to the region's key destinations. Including jobs, retail, healthcare, recreation, and education.



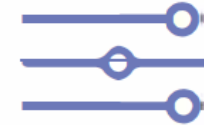
## Equity based on residential geography

The distribution of project benefits to location(s) identified under the USDOT Justice40 Program.<sup>20</sup>



## Benefits to riders

The project's minor or major benefits to riders and what proportion of the agency's riders will benefit from it.



## Capacity benefit and need

The project impact on overall capacity, reflecting current and planned levels of utilization.



---

# Evaluation themes and metrics



## **Economic impact**

Project impacts on land use and development, construction, and long-term jobs.



## **Service speed and reliability**

Project impact on maintenance or improvement of service speed and reliability, considering both direct and indirect impacts.



## **Regulatory impact**

If required, whether or not the project complies with federal, state, local, or other regulatory mandates.



## **Operating costs**

The project impact on operating costs.

# Evaluation themes and metrics



## **Accessibility for people with disabilities**

The project improvements to existing assets to make them partially or fully accessible. Including station/stop and area improvements, vehicle accessibility, and accessible communications.



## **Safety and security**

The project impact to maintenance or improvement of exposure to risk for riders/employees and the project impact to security enhancement.



## **Climate impact**

Ridership/mode shift impacts — the project impact to climate benefits, such as a reduction in emissions, generated from mode shift to transit and away from private auto-use.

Agency operating impacts — the project impact on reductions or offsets to greenhouse gas (GHG) emissions generated from transit operations.



## **State of good repair**

Asset condition — the project impact to ratings from the FTA Transit Economic Requirements Model (TERM).

Vehicle useful life — the project impact to average vehicle ages, compared with Service Board benchmarks to prioritize replacing vehicles that are beyond their useful life.

# Equity

Service Board	Key Project	2024-2028 Program
CTA	Red Line Extension	\$704 Million
	95 <sup>th</sup> Terminal Electrification	\$8 Million
Metra	Auburn Park Station	\$33 Million
	Harvey Transportation Center	\$24 Million
Pace	Pulse 95th Street	\$20 Million
	North Division Electrification	\$63 Million



# Accessibility

Service Board	Key Project	2024-2028 Program
CTA	All Stations Accessibility Program	\$128 Million
	New Rail Cars	\$286 Million
Metra	Station Accessibility Enhancements	\$271 Million
	Pulse Halsted Line	\$40 Million
Pace	Paratransit Vehicle Purchases	\$31 Million



# Sustainable transit

Service Board	Key Project	2024-2028 Program
CTA	Articulated Electric Buses & Charging Equipment	\$185 Million
	Bus Garage and System Electrifications	\$158 Million
Metra	Zero-Emission Trainsets	\$104 Million
	F-59 Locomotive Rehabs	\$13 Million
Pace	Southwest Division Electrification	\$104 Million
	River Division Electrification	\$67 Million



---

## Conclusion

Staff recommends adoption of the proposed ordinance approving the regional operating budget and program:

- 2024 Service Board and RTA Agency operating budgets
- 2025-2026 financial plans
- 2024-2028 capital programs

# **7d. Ordinance Appointing the RTA Ethics Officer**



# **7e. Ordinance Authorizing Intergovernmental Agreements with Cook County and Metra for Access Pilot**





# **7f. Approval of travel expense reimbursement(s)**



# 8. New business

---

## Adjournment

The next meeting of the RTA Board of Directors is scheduled for Thursday, February 15th.

# Stay connected

 [rtachicago.org](https://rtachicago.org)


 [transitistheanswer.org](https://transitistheanswer.org)

 [Connections blog – rtachicago.org/blog](https://rtachicago.org/blog)

 [facebook.com/ChicagoRTA](https://facebook.com/ChicagoRTA)

 [instagram.com/@RTA\\_Chicago](https://instagram.com/@RTA_Chicago)

 [threads.net/@rta\\_chicago](https://threads.net/@rta_chicago)

 [tiktok.com/@rta\\_chicago](https://tiktok.com/@rta_chicago)

 [twitter.com/@RTA\\_Chicago](https://twitter.com/@RTA_Chicago)

 [youtube.com/RTAChicagoLand](https://youtube.com/RTAChicagoLand)